



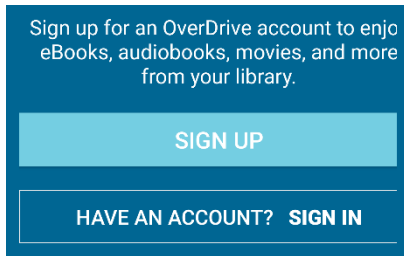
Set up the OverDrive app

1. Get the App

In your app store, search for **Overdrive** or **Libby, by OverDrive**. Install and open the app.

2. Sign In


Click on SIGN IN—even if you don't have an OverDrive login, you can log in with your library card here.



3. Find ALDEN Public Library

Search for Dr. Grace O. Doane **Alden Public Library** by name or zip code (50006).

Bridges is what we call our digital book collection! It's powered by the brand called OverDrive.



PO Box 78
1012 Water Street
Alden, IA 50006
Phone: 515-859-3820
Fax: 515-859-3919

Email: director@aldenlibrary.org
Website: www.aldenlibrary.org
Facebook: www.facebook.com/aldenpubliclibrary

Library Hours

Monday & Wednesday 12:30PM-6PM
Tuesday & Thursday 12:30PM-5:30PM
Friday 9:30AM-5:30PM
Saturday 9AM-12PM

Summer Hours

Monday, Tuesday, Thursday 9:30AM-4PM
Wednesday 12:30PM-6PM
Friday 9AM-1PM
Saturday 9AM-12PM

eBook & audiobook borrowing

3 titles per person
Borrow for up to 14 days
No overdue fees

For older devices use
OverDrive
to Borrow
Library ebooks on
Phone, Tablet,
and Kindle Fire




Use the original
OverDrive
ebook & audiobook
app if Libby is not
available for your
device.

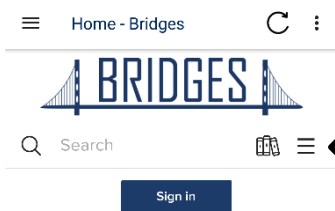


How to borrow ebooks & e-audiobooks

1. Tap the **Menu Button**
2. Tap **Bridges** to go to the catalog



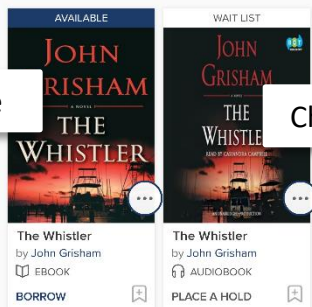
3. Open the menu and click **Sign In**



4. Search for **Dr. Grace O. Doane Alden Public Library**, and then enter your Library Card Number and your Phone Number. Click **Login**

Your card #: _____
Phone #: _____


5. **Browse or Search** to find a book



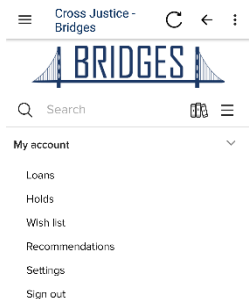
Available

Checked out

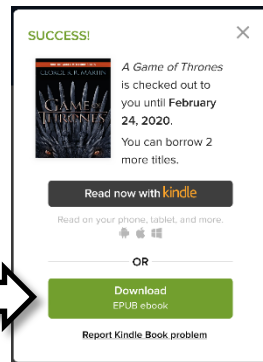
6. Tap the **cover** to view the description, or just tap **Borrow**



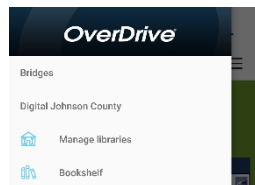
7. Tap the **pop-up** or use the menu icon to go to your **Loans** page



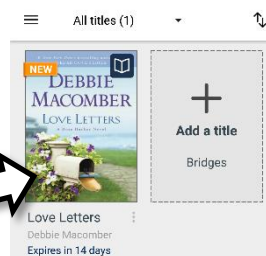
8. Choose **download EPUB ebook** to read in the app




9. Tap left menu button, then **Bookshelf** to find your books later



10. Tap the **cover** to start reading

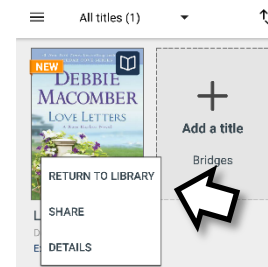
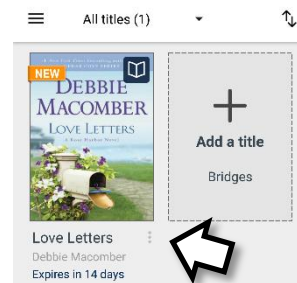


11. Swipe screen
12. Tap center of the screen for options



Return your ebook before the due date

1. In the App Bookshelf, tap on the 3 dots (or press and hold cover)



2. Tap **Return to Library**



3. Tap **Yes** to confirm

